



Chamber Choir Virtual Learning

High School Piano/Sight

Reading

April 28, 2020



High School Chamber Choir Lesson: April 28, 2020

Objective/Learning Target: Students will be able to practice and use our sight reading procedure at a level 3 and 4, and learn Bb and D Major Scales on the piano

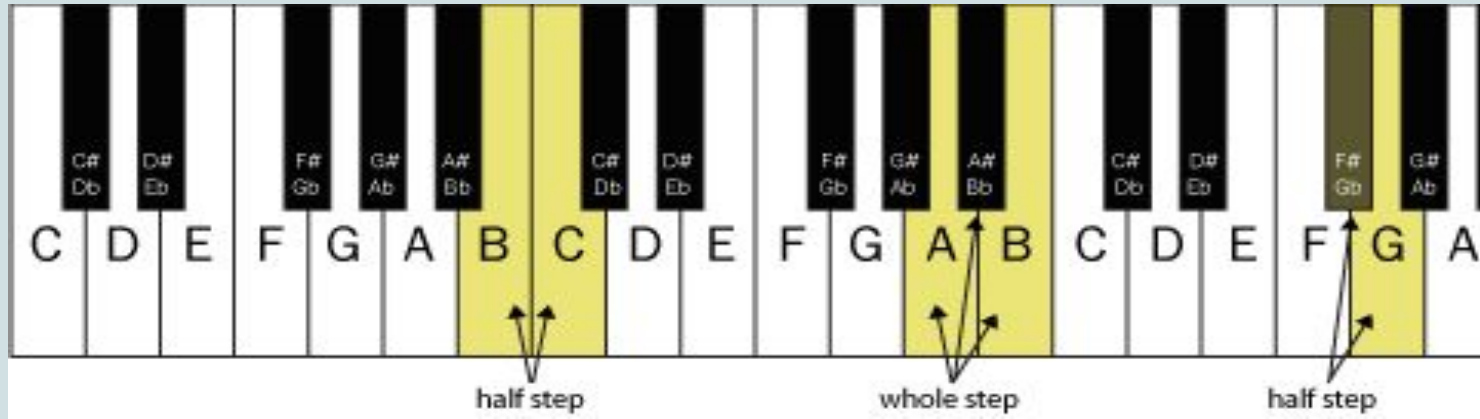
BELL WORK

- Go to <https://www.musictheory.net/exercises/keysig>
- Review your key signatures
- Reminder:
 - Order of Flats: BEADGCF
 - Order of Sharps: FCGDAEB



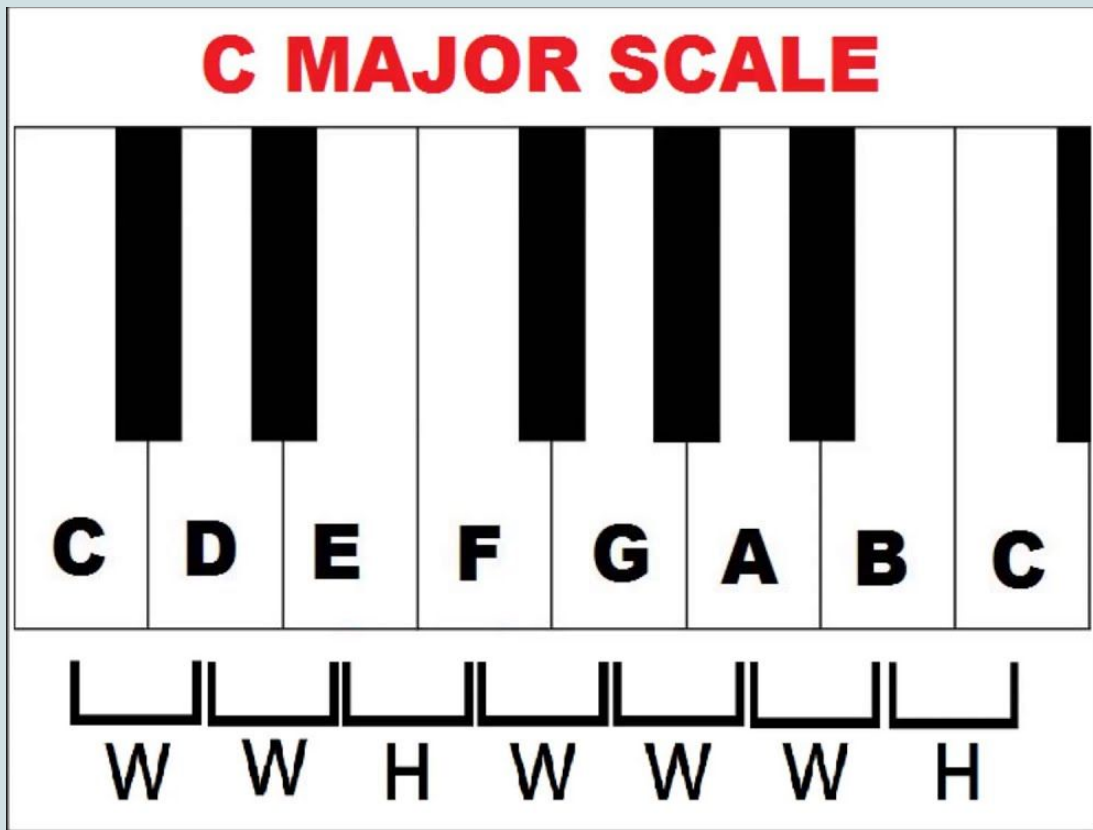
LET'S REVIEW-SCALES

- Go to virtualpiano.net
 - Review piano basics from Friday
- Notice the groupings of black keys
 - Black keys are the sharps and flats (sharps= up $\frac{1}{2}$ step, flats= down $\frac{1}{2}$ step)
- The note name C is always to the left of the grouping of 2 black keys
 - Find all the C's
- Find A by moving backwards from C
 - Play the musical alphabet and say the note names
- Play a chromatic scale from C to C
 - All half steps



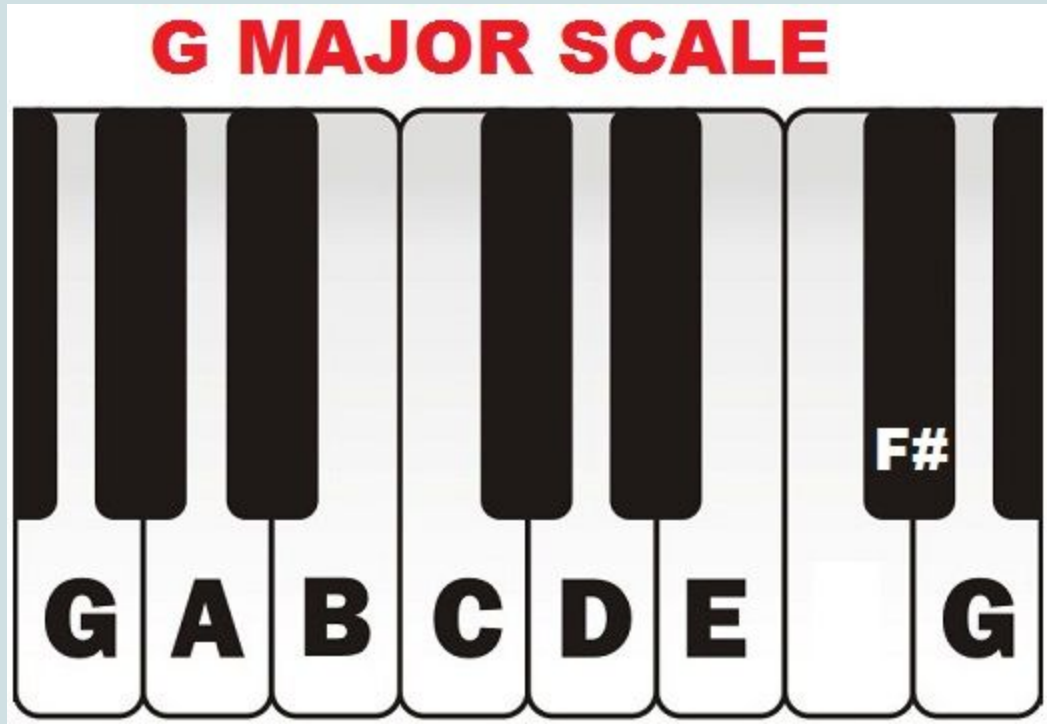
LET'S REVIEW- C MAJOR SCALE

- Scales are notes played in a pattern of whole and half steps
- Major Scale
 - W W H W W W H
 - Singing a major Solfege scale
 - D R M F S L T D
- C Major scale is a great one to start out with because there are no black keys (no sharps or flats)
- Play a C Major Scale
 - C D E F G A B C
- Play it again and say the note names as you go
- Play it one more time and sing along



LET'S REVIEW- G MAJOR SCALE

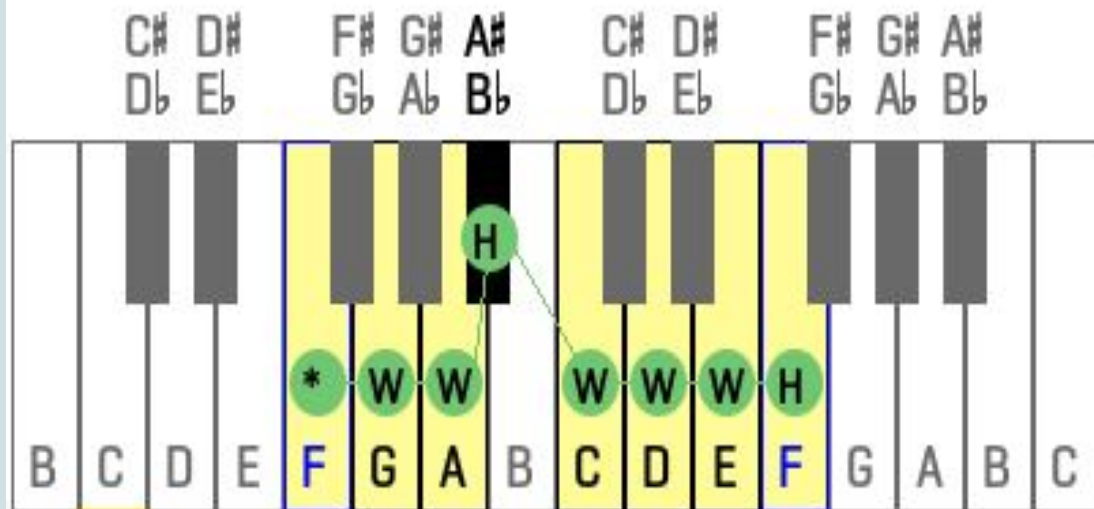
- Let's look at the G Major scale next.
- The key of G has 1 sharp... F#
 - FCGDAEB (order of sharps)
- Play the G Major scale
 - G A B C D E F# G
- Play it again and say the note names with it
- Play it again and sing the solfege



LET'S REVIEW- F MAJOR SCALE

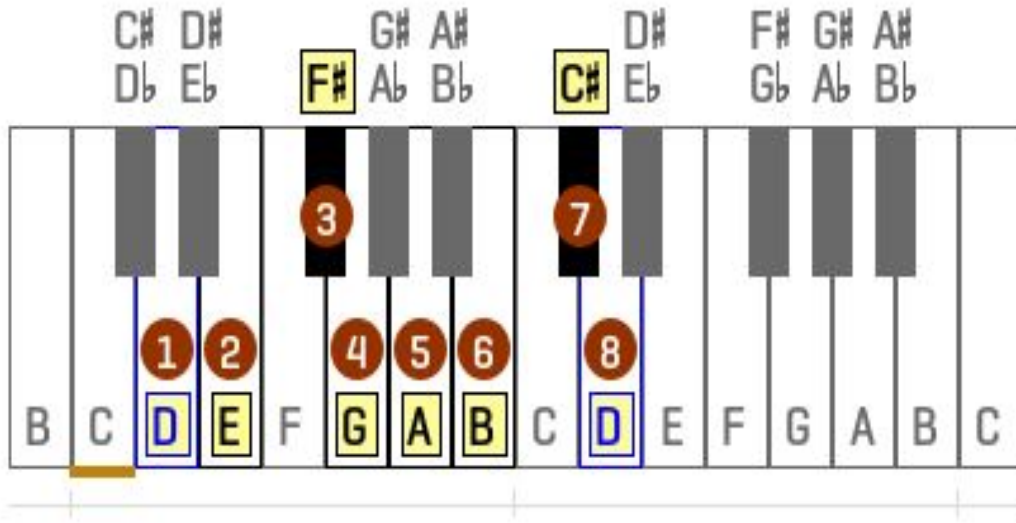
- The key of F has one flat...
Bb
 - BEADGCF (order of flats)
- Remember, every major scale follows the pattern of whole and half steps
 - W W H W W W H
 - As shown in the image
- Start on F and play the F Major scale
 - F G A Bb C D E F
- Play the F Major scale and speak the note names as you go
- Play the F Major scale and sing the solfege

F major scale note positions



NEW SCALE- D MAJOR

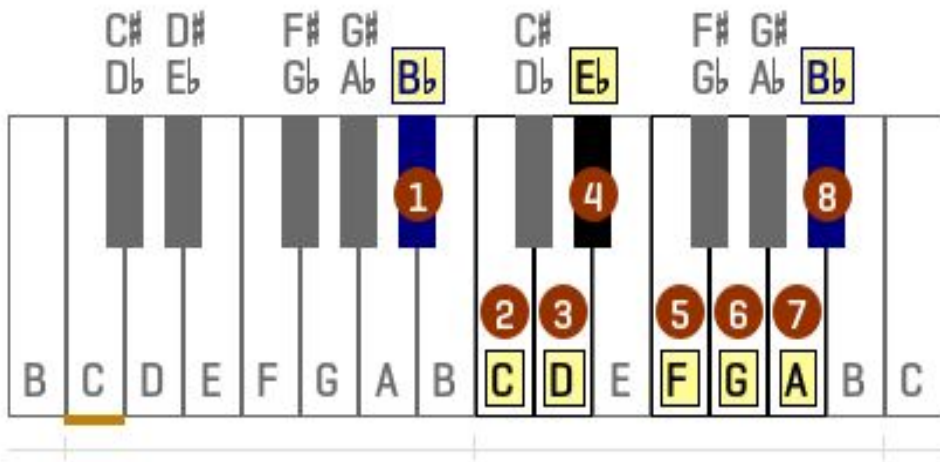
D major scale



- The key of D Major has two sharps... F# and C#
- The scale is:
 - D E F# G A B C# D
 - Keeps the major scale pattern of whole and half steps
 - W W H W W W H
- Play through the scale a couple times
- Play through the D Major scale and sing the solfege
 - D R M F S L T D

NEW SCALE- B \flat MAJOR SCALE

B-flat major scale



- The key of B \flat has 2 flats... B \flat and E \flat
- It starts on a black key
- The notes are:
 - B \flat C D E \flat F G A B \flat
- Play through the scale a couple times
- Play the scale and sing the solfege
 - D R M F S L T D

LESSON

For chamber choir, these sight reading excerpts will be at a higher level. Reminder of our procedure:

1. Identify the time signature and key signature
2. What solfege does it start on?
3. Scan the measures for any difficult intervals or rhythms
 - a. Isolate those and practice
4. Speak the solfege syllables in rhythm with a slow tempo
 - a. Try to hear the intervals in your head as you go (audiation)
5. Using a piano or piano app, give yourself the first pitch
 - a. Sing Do Mi Sol Mi Do Sol Do (or what your choir does to establish tonality)
6. Count yourself in with a slow tempo
7. After you've performed the excerpt, think about what you could do better
8. Try it again for better accuracy

LESSON: TIPS TO SUCCESSFUL SIGHT READING

1. Double check the key signature and time signature
2. Skim the excerpt for any challenging rhythm or intervals
3. Give yourself a slow tempo when speaking and singing
4. Take deep breaths and really focus on what you know

LESSON: RESOURCES FOR FINDING PITCH

- [Virtualpiano.net](https://www.virtualpiano.net)
- Apps for phones
 - Pitch Perfect
 - The Piano
- If you need a review on how to find the key signature, [watch this](#).

LESSON

LEVEL 3

What is the key? What solfege do you start on?

The image shows a musical score for two parts: S/A (Soprano/Alto) and T/B (Tenor/Bass). The music is in 4/4 time and consists of two phrases. The first phrase starts with a forte (*f*) dynamic and the second with a piano (*p*) dynamic. The notes are numbered 2 through 8 above the staff. The key signature is one flat (B-flat major or D minor).

S/A
4/4
f *p*

T/B
4/4
f *p*

2 3 4 5 6 7 8

LESSON

LEVEL 3

Key: C Major, starts on Do

S/A

T/B

f

p

f

p

2 3 4 5 6 7 8

LESSON

LEVEL 4

What is the key? What solfege does it start on?

S/A

T/B

mp *f*

mp *f*

2 3 4 5 6 7 8

LESSON

LEVEL 4

Key: G Major, starts on Do

S/A

T/B

mp *f*

mp *f*

2 3 4 5 6 7 8

LESSON

LEVEL 4

What is the key? What solfege does it start on?

The image displays a musical score for Lesson Level 4, consisting of two staves: S/A (Soprano/Alto) and T/B (Tenor/Bass). The music is written in 4/4 time and features a key signature of one flat (B-flat major or F minor). The score is divided into eight measures, numbered 1 through 8. The dynamics are marked as *mp* (mezzo-piano) for measures 1-4, *f* (forte) for measures 5-6, and *mf* (mezzo-forte) for measures 7-8. The S/A staff begins with a treble clef and a key signature of one flat. The T/B staff begins with a bass clef and a key signature of one flat. The music consists of eighth and quarter notes, with some rests and slurs. The dynamics are indicated by *mp*, *f*, and *mf* markings below the staves.

LESSON

LEVEL 4

Key: Bb Major, starts on Do

Musical score for Lesson Level 4, Key: Bb Major, starts on Do. The score is written for Soprano/Alto (S/A) and Tenor/Bass (T/B) voices. The time signature is 4/4. The melody starts on Do (Bb) and moves up stepwise to Gb, then has a rest in measure 2. The dynamics are marked *mp*, *f*, *mf*, and *mf*.

Measures: 1, 2, 3, 4, 5, 6, 7, 8

Dynamic markings: *mp*, *f*, *mf*, *mf*

MORE PRACTICE

LEVEL 4

S/A

2 3 4 5 6 7 8

p *mp*

T/B

p *mp*

CHALLENGE LEVEL



Watch out! This one does not start on Do

Musical score for S/A and T/B parts in 4/4 time, key of D major. The score is divided into two systems, each with a dynamic marking of *mf* (mezzo-forte) and *mp* (mezzo-piano). The S/A part is written in treble clef, and the T/B part is written in bass clef. The score includes fingerings (2, 3, 4, 5, 6, 7, 8) and rests.

S/A
Musical notation in treble clef, 4/4 time, key of D major. Fingerings 2, 3, 4, 5, 6, 7, 8 are indicated above the notes. Dynamic markings *mf* and *mp* are present.

T/B
Musical notation in bass clef, 4/4 time, key of D major. Dynamic markings *mf* and *mp* are present.

ONLINE RESOURCES

To help you find your pitch:

- [Virtualpiano.net](https://virtualpiano.net)
- <https://pitchpipe.app/#/>
- Apps for phones
 - Pitch Perfect
 - The Piano

- Sightreadingfactory.com
 - For additional practice!
- Musictheory.net
 - To practice key signatures and note naming

